

An Adaptive Framework to Assist in the Co-Creative Development of Sustainable Community Food Systems

By Jason Tibbetts & Eden Institute- Spring 2019

Project Partner:



- 20+ years experience in the landscaping industry in the Phoenix area.
- Goal: Beautiful yards that produce food and pay for themselves
- Emphasis on ecological design
- In the process of a rebranding transition

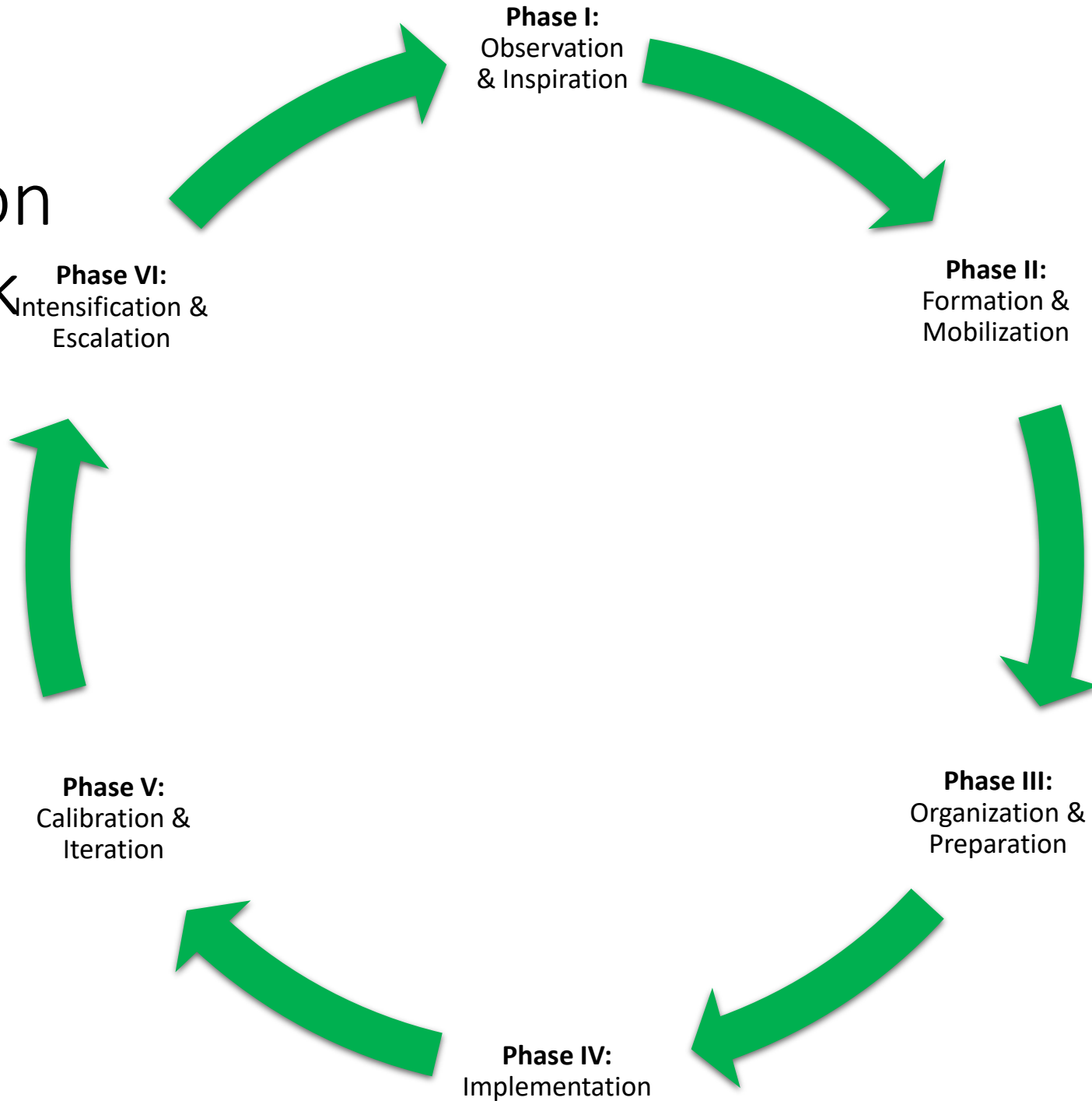
What I set out to do

- Compare existing community intervention strategies.
- Identify leverage points where a community food system could be introduced.
- Create a “Frankenstein-type-protocol” for building community food systems.
- Address Food Insecurity and Unsustainable Landscapes.

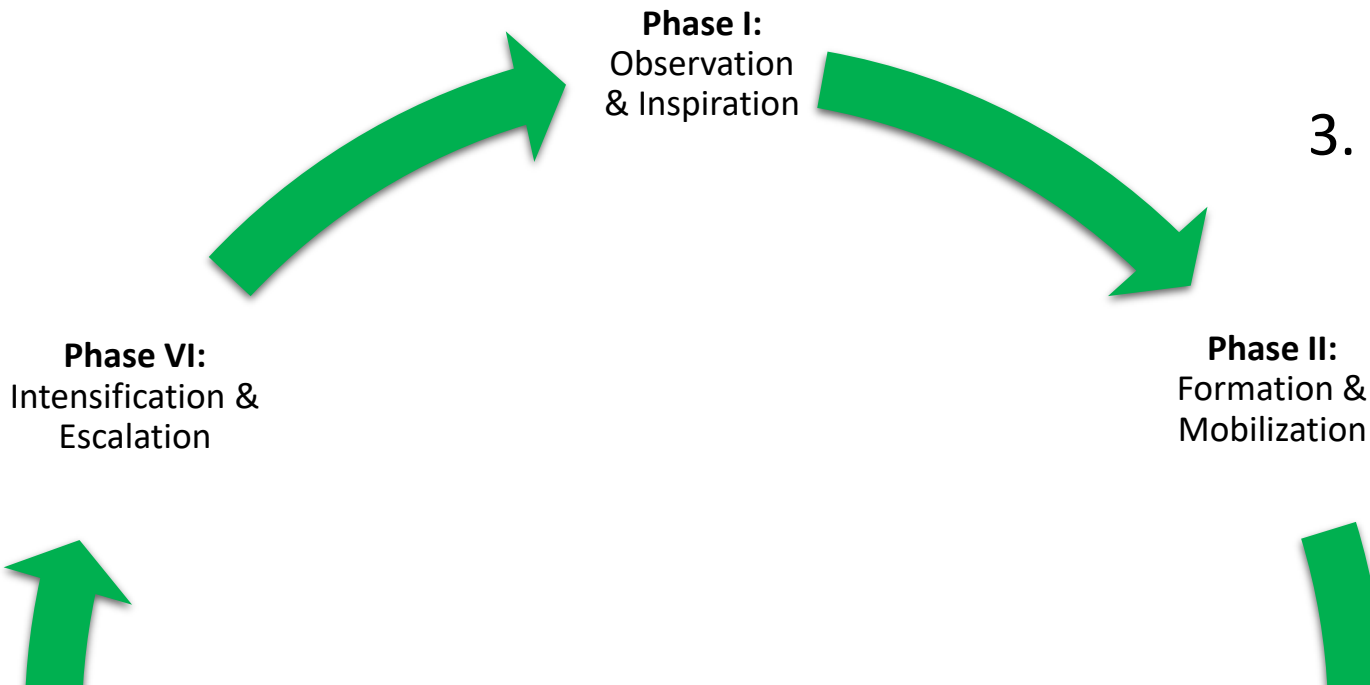
Comparative Assessment of Existing Strategies

- Assessment of 17 community engagement strategies
 - Strengths?
 - Weaknesses?
 - What phase of the intervention process does it belong?

The Intervention Framework



The Phases



1. Observation & Inspiration
 - Initial Contact
 - Build Relationships of Trust
 - Listening Sessions
2. Formation & Mobilization
 - Organize Focus Groups
 - Visioning Workshops (what they want)
3. Organization & Preparation
 - Asset Inventory (what they have)
 - Pilot Project Planning (how to get there)

The Phases

Phase V:
Calibration &
Iteration

Phase III:
Organization &
Preparation

Phase IV:
Implementation

4. Implementation

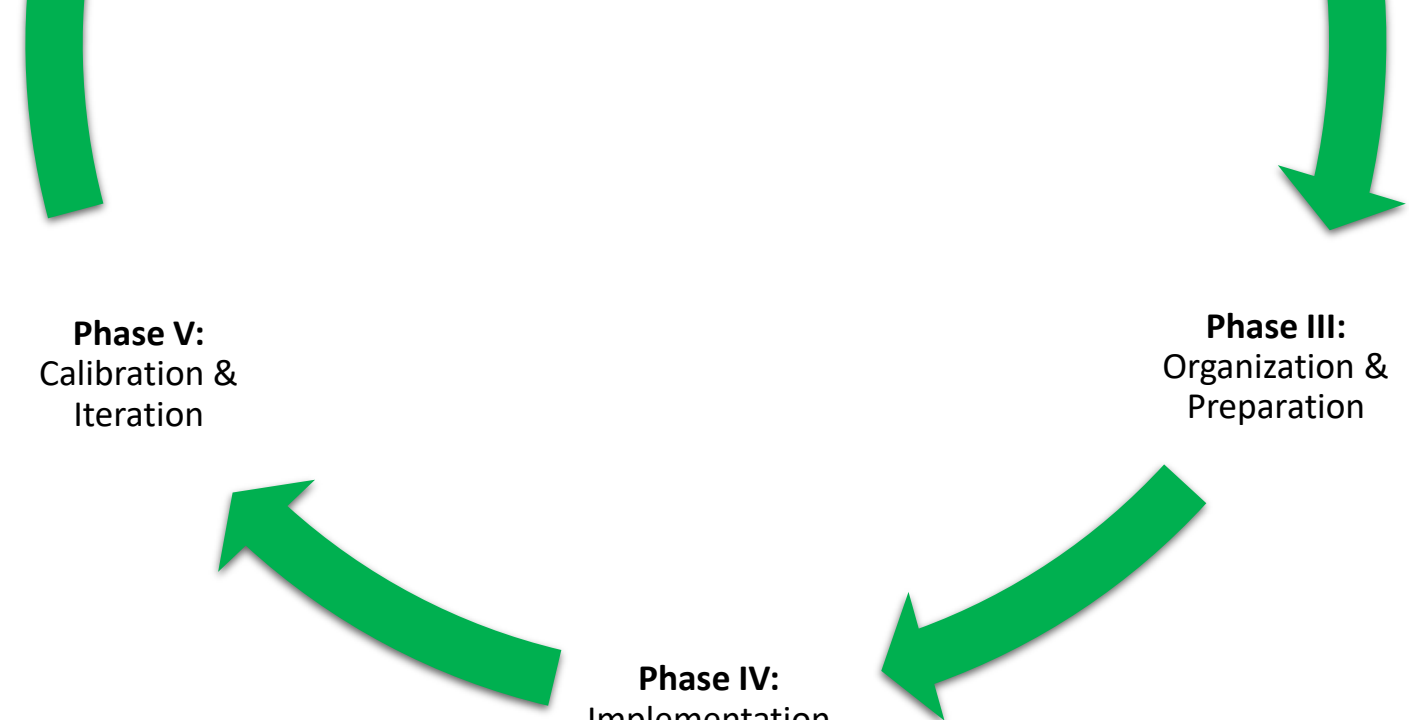
- Pilot Project Fulfillment
- Collect Data

5. Calibration & Iteration

- Systems Dynamics Model
- Fine-Tune Process

6. Intensification & Escalation

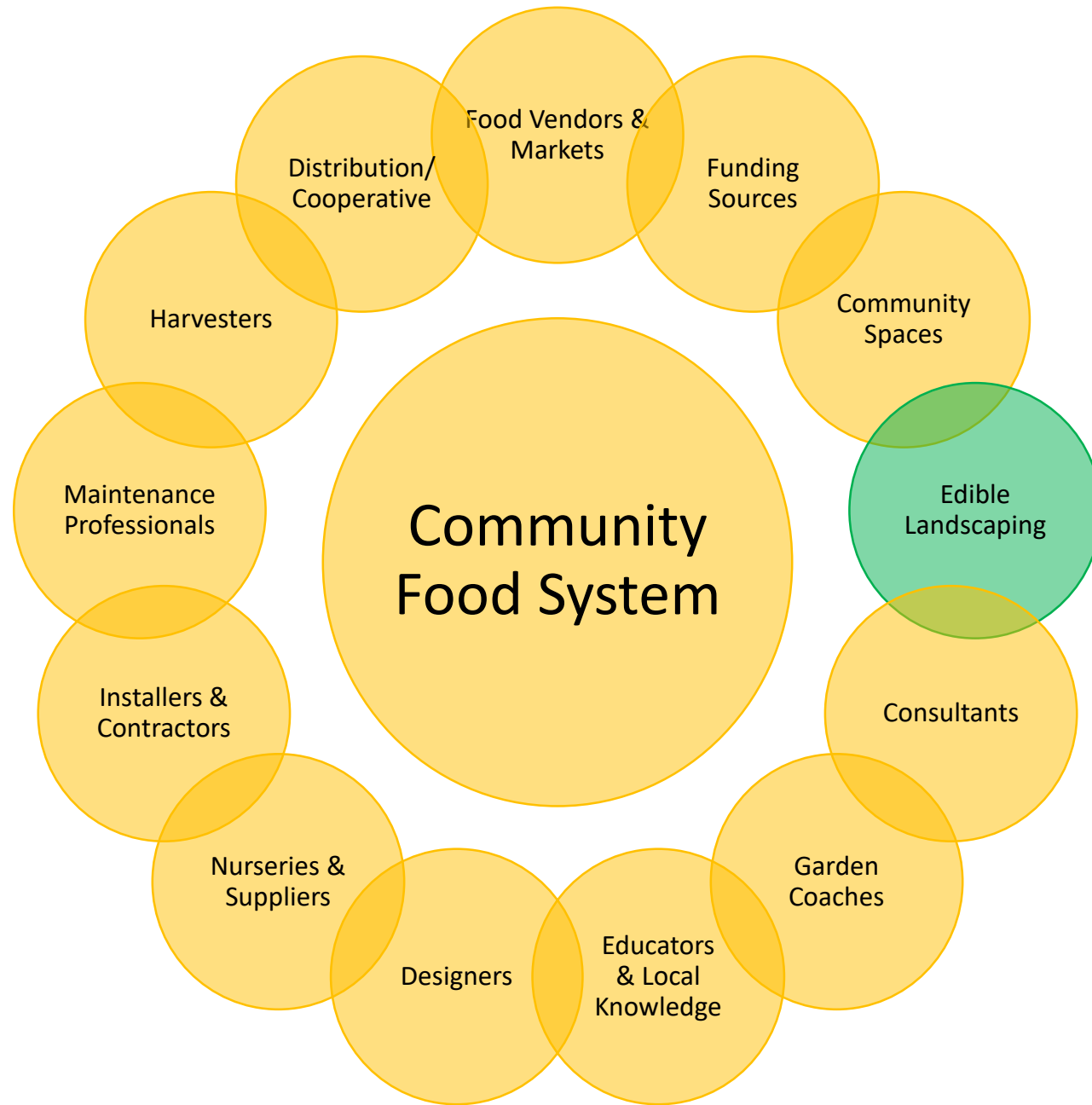
- Scale Community Projects
- Scale Projects to Other Communities

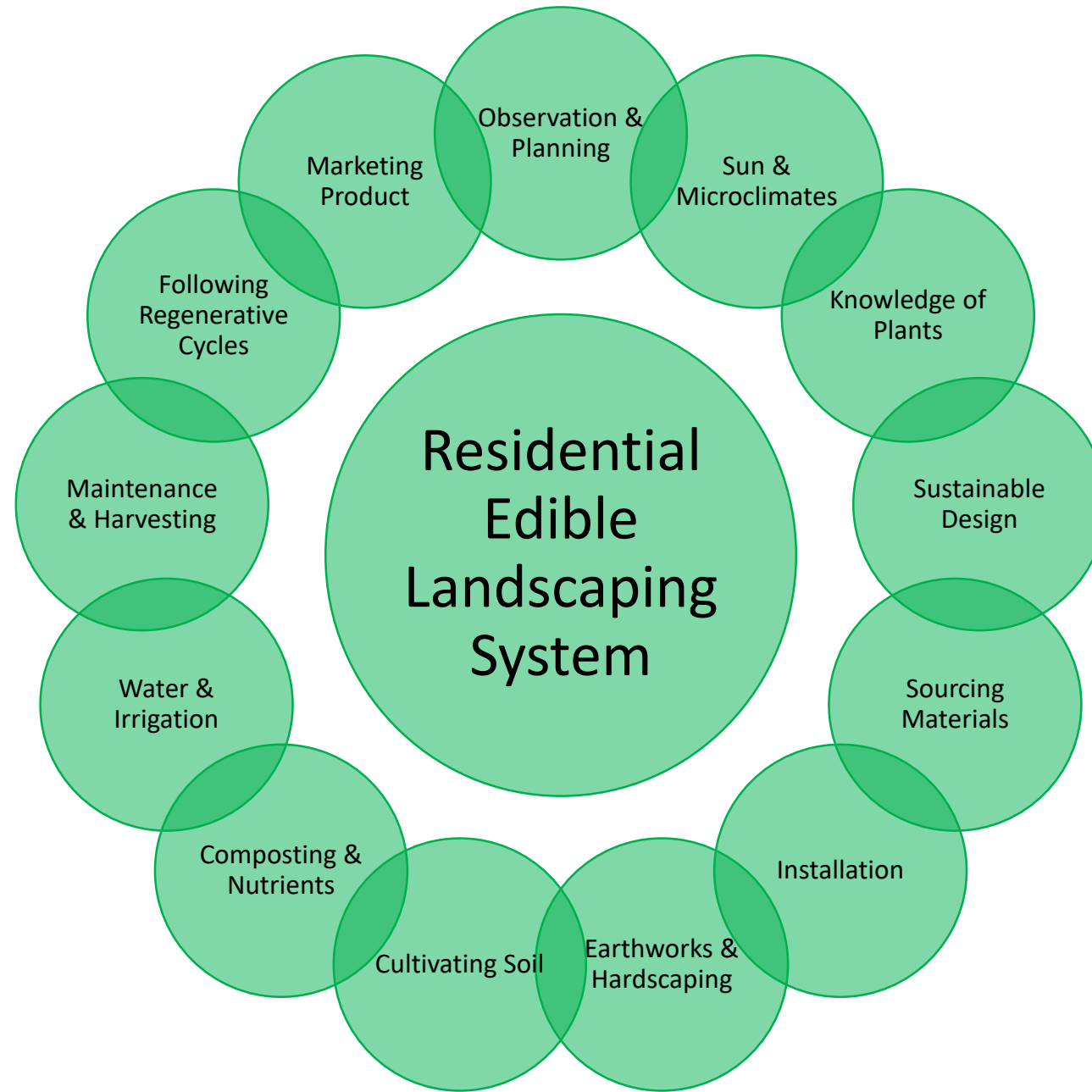


Nested Systems









Based on Eden Institute's existing field experience

Essential Aspects of Resident Relationships

- Love and an open heart
- Open mind- identify existing knowledge
- Humble disposition- build trust
- Set expectations upfront
- Maintain a co-creative environment
- Always seek to forfeit control of the process

Accomplishments!

- Reviewed and analyzed existing frameworks and protocols
- Identified effective community intervention strategies
- learned what goes into building a holistic community intervention framework and protocol.
- Designed frameworks that represented each of the 3 systems
- Identified my own strengths and where my skills can be applied
 - Post-engagement relationship building, rather than initiating foundational contact.
 - Fine tuning existing community development work

Lessons Learned

- ✓ Acknowledge limited timeframe
- ✓ Recognize community system complexity
- ✓ Reporting demands attention
- ✓ Focus on the basics
- ✓ Co-design custom community protocols with residents.

The Future Use of the Framework

- This framework will be used as a foundational process to follow and to develop custom protocols for community intervention
- The non-profit arm of Eden Institute (The Backyard Garden Foundation) will use the framework to guide the process of micro-loan financing for low-income community members to install edible landscaping projects.
- Provides a foundation to work in communities at different scales

What can be built upon

- The completion of the Community Assets Map Workshop Game.
- Community Protocol Baseline Format
- Custom community protocols

Community Assets Map Workshop

COMMUNITY **ASSETS!**

NATURAL CAPITAL



THANK YOU!